

## TOOL DESCRIPTION

# World Café – Magic of the Middle



The World Café is a method for facilitating exchange in (large) groups, encouraging them to talk about a topic of interest for them. As the name implies, a World Café takes place in a relaxed café atmosphere, where guests are invited to share their views on a topic at different tables and discuss them.





The aim of the World Café is to help participants learn more about various perspectives and approaches to a topic from each other and to discuss these constructively. This participatory process supports the active involvement of all participants and should only be applied if organizers intend for the input to be incorporated in the World Café (e.g., if no detailed implementation plan for a project has been made yet).

### What makes the World Café so special?

- It is possible to bring together very different groups.
- Individuals are encouraged to express themselves on a topic whether they are meeting each other for the first time or have already met.
- Intermixing the participants by changing the tables allows an in-depth discourse to take place, and ideas are combined.

<b>Duration</b> 60 min – 3 h	<b>Participants</b> 12–100 or more people	<b>Facilitation</b> preparing the guiding questions and templates to write on (e.g., big paper on tables)
---------------------------------	--	--

# World Café – Magic of the Middle | Process

Planning 	Preparing the room 	Conversations 45 min – 3 h 	Evaluation approx. 45 min 
<ul style="list-style-type: none"><li>• Clarify the scope:<ul style="list-style-type: none"><li>– Which topic do we want to address?</li><li>– Who should be invited?</li><li>– In which direction should this exploration go?</li></ul></li><li>• Developing 2 guiding questions: The questions are simple, open, have an inviting character and make the dialogue partner curious:<ul style="list-style-type: none"><li>– The first question has an opening/inviting or analytical character.</li><li>– The second question is more like a call to action, for example: What would we have to decide today to achieve XY?</li></ul></li><li>• A possible variation of the original World Café: Every table works on its own questions, so long as they fit the workshop goals.</li></ul>	<ul style="list-style-type: none"><li>• Create a comfortable atmosphere.</li><li>• Prepare templates to write on, such as write-on tablecloths, big sheets of poster paper on the table.</li><li>• Place a glass with flipchart pins in the center of each table, so that all participants are invited to write/draw.</li><li>• Place some nice decorative items like a small vase, sweets, a candle, etc. on the table.</li><li>• Play background music when the participants arrive.</li><li>• Provide sufficient snacks and drinks.</li></ul>	<ul style="list-style-type: none"><li>• In groups of 4–6 people, various questions are discussed at each table.</li><li>• One host should be elected by the group at each table.</li><li>• The host stays at the table while the others move on to the next “topic”.</li><li>• The questions are edited in successive conversation sessions of 15 to 30 minutes per table.</li><li>• In a 3-round setting, people start at their home table, move to an exploration table and then come back to their home table for an evaluation, spending 15 minutes at each table.</li></ul>	<ul style="list-style-type: none"><li>• At the end, the 2–3 most important findings from each table are summarized on post-it notes and presented in the plenary.</li><li>• The most important statements can be prioritized with sticky dots.</li><li>• Each table writes down their top 3 recommendations.</li></ul>

# World Café – Magic of the Middle | Principles



**Clarify the  
CONTEXT**



**Create a  
HOSPITABLE space**



**EXPLORE  
questions that matter**



**Encourage everyone's  
CONTRIBUTION**



**Connect diverse  
PERSPECTIVES**



**Listen together and notice  
PATTERNS**



**SHARE  
collective discoveries**