



Minitab®



Powerful statistical software everyone can use

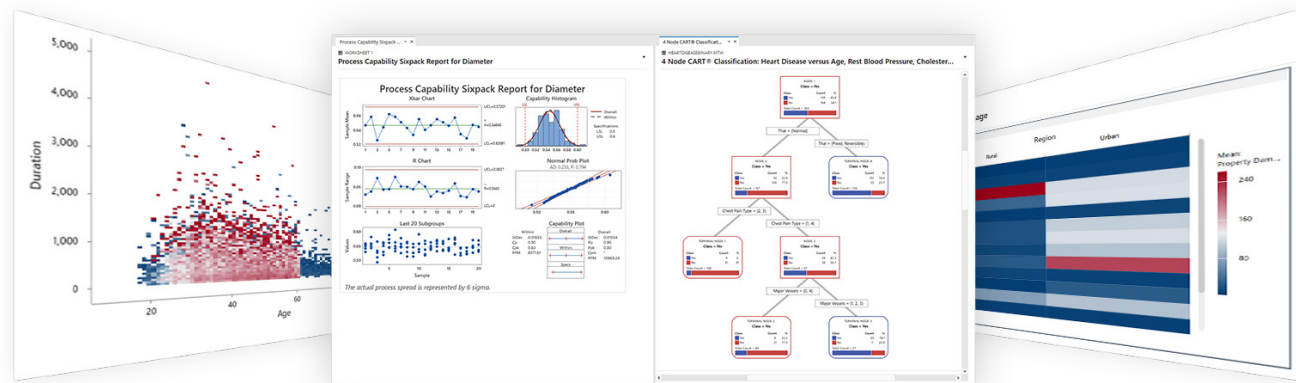
Minitab 



Minitab can visualize, analyze and harness the power of your data to solve your toughest challenges. *Now from anywhere on the cloud.*

Minitab has the market’s most trusted statistical tools to get the most out of your data, discover trends, predict patterns, uncover hidden relationships between variables, visualize data interactions and identify important factors to answer even the most challenging of questions.

Enjoy new levels of productivity and collaboration with Minitab now accessible through both your desktop and on the cloud with our new web app. With the power of statistics and data analysis on your side and accessible from anywhere, the possibilities are truly endless.



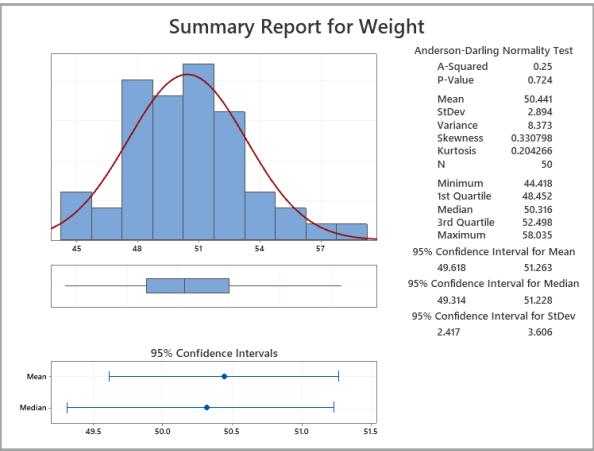
Harness the power of statistics

Minitab empowers all parts of an organization regardless of analytical background or geographic location through our comprehensive set of statistical tools for exploring data, illustrating insights, and predicting future trends with lightning speed.



Discover

Make better data-driven decisions at anytime from anywhere. Our highly reputable and robust data analysis tool has an easy-to-use and intuitive interface for both new and seasoned users alike.

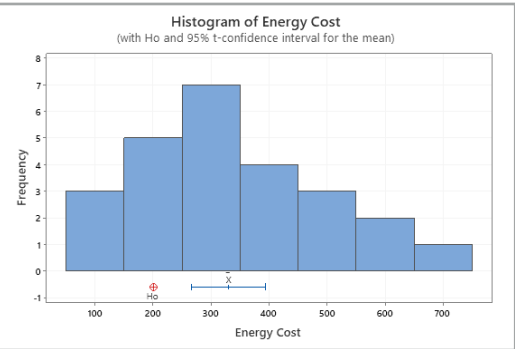
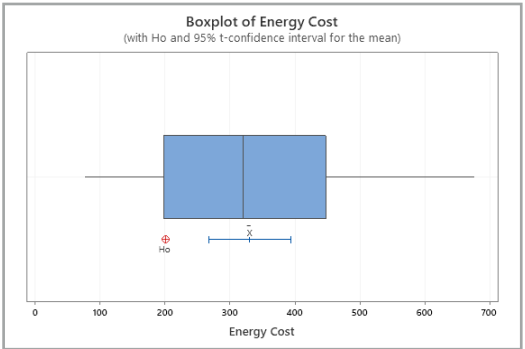


Greater Opportunities and Decision-Making Capabilities

Project better outcomes, design better products, improve processes and feel empowered by your data, regardless of your statistical background.

Drive Business Excellence

Only Minitab offers a unique, integrated approach by providing software and services that drive business excellence now from anywhere thanks to the cloud.

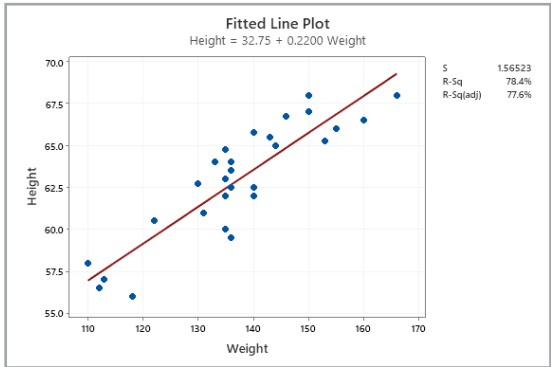


See our full list of features at minitab.com/products/minitab/features-list



Predict

Business is ever evolving. Look further into your future and forecast trends to make better decisions, eliminate unnecessary costs and stop mistakes before they happen.



Dive Deep in Your Data

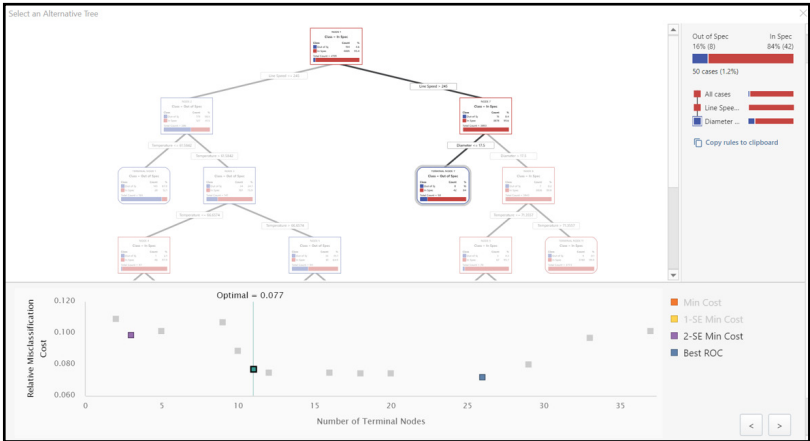
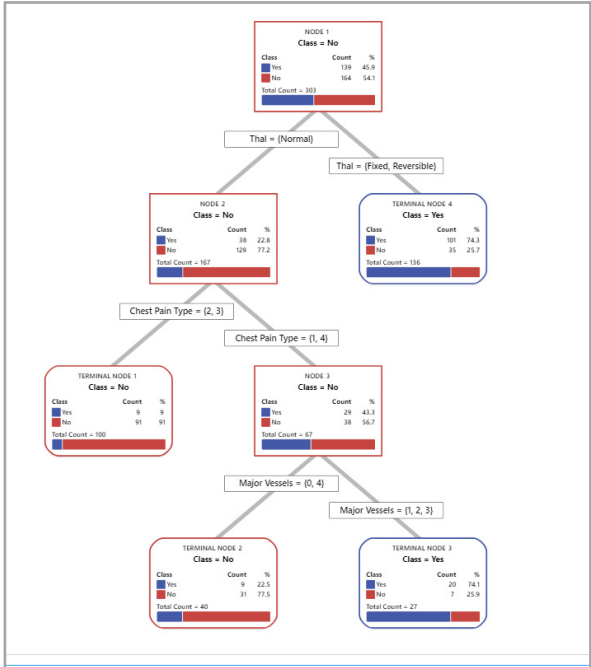
Access modern data analysis and our advanced analytics tools like factor analysis and cluster variables.

Forecast Your Business

Expertly predict with our revolutionary machine learning techniques like Classification and Regressions Trees (CART®), Poisson regression and logistic regression.

Tap Into the Analytics Community

Our Python integration unites call scripts with your Minitab data and analysis thanks to open source integration. Work more closely with data scientists and macros to expand your analytical capabilities.



Achieve

Seeing is believing. Put your data to work on your behalf with key visualizations you can create and share with lightning speed.

Communicate Insights with Ease

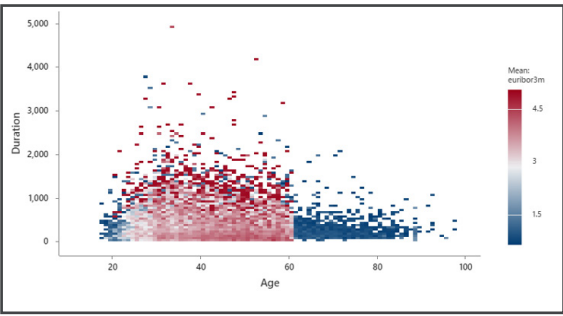
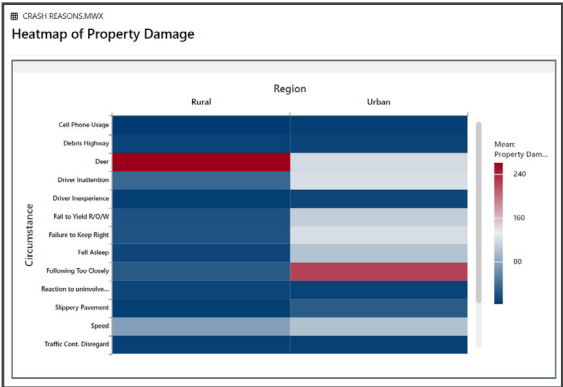
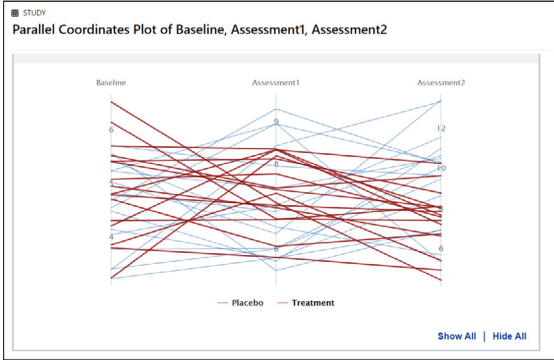
Visually share your findings and insights through scatterplots, binned scatterplots, bubble plots, boxplots, dot plots, histograms, heat maps, parallel plots, charts, time series plots and more.

Modify, Share and Collaborate Seamlessly

Graphs seamlessly update as data changes while Report and our new web app allow for real-time collaboration, secure analysis sharing and easy exporting with one-click to Microsoft PowerPoint, Microsoft Word, Minitab Workspace, and Companion by Minitab.

Save Time Importing

One-click import from Microsoft Excel, Microsoft Access and Minitab Connect means you don't waste any time prepping before you start your analysis.



Minitab – your partner in your analytics journey

Leverage our comprehensive set of statistics for data analysis in your organization or role.

Visualizations and the right statistical methods to enable data-driven decisions leading to better decisions and better business outcomes.



For Quality

Measurement System Analysis

- Gage studies
- Attribute agreement analysis

Capability Analysis

- Capability Sixpack® – Quickly assess the assumptions for normal and non-normal capability analysis and focus only on the major indices of process capability

Control Charts

- Variable, attribute
- Multivariate
- Time weighted
- Rare event charts

Acceptance Sampling

Tolerance Intervals



For Reliability Engineering

Distribution Analysis

- Arbitrary censoring (left, right or interval censoring)
- Weibull analysis
- Censored data

Warranty Analysis

Repairable Systems Analysis

Test Plans

- Demonstration
- Estimation (sample size for distribution analysis)
- Accelerated Life Test

Regression with Life Data

Probit Analysis



For Product Development

Design of Experiments (DOE)

- Screening designs
- Full factorial
- Fractional factorial
- Response surface
- Mixture
- Taguchi

Power and Sample Size

Tolerance intervals

- Normal and non-normal distributions



For Business Analytics

Statistical Modeling

- Regression
- Non-linear regression
- Multivariate models
- Cluster analysis
- Classification and Regression Trees (CART®)

Multivariate Methods

Chi-Square Test for Association

Correlation

Visualizations

- Scatterplots
- Heatmaps
- Boxplots

Time Series Analytics

- ARIMA modeling
- Time series / forecasting



For Process Validation

Stage 1: Process Design

- Measurement systems analysis
- Hypothesis testing
- Regression / ANOVA
- Process capability

Stage 2: Process Qualification

- Control charts

- Capability analysis
- Tolerance Intervals

Stage 3: Continued Process Validation

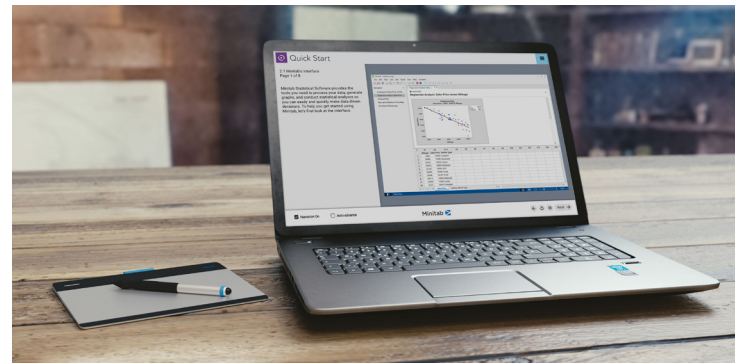
- Measurement systems analysis
- Acceptance sampling
- Control charts

Expert Guidance at Every Step

From beginner to advanced users, Minitab is by your side while you discover, predict, achieve and transform through data analysis.

Start with our free resource **Minitab Quick Start** to introduce you to Minitab's basic functions, like importing data, and general navigation to help get you started.

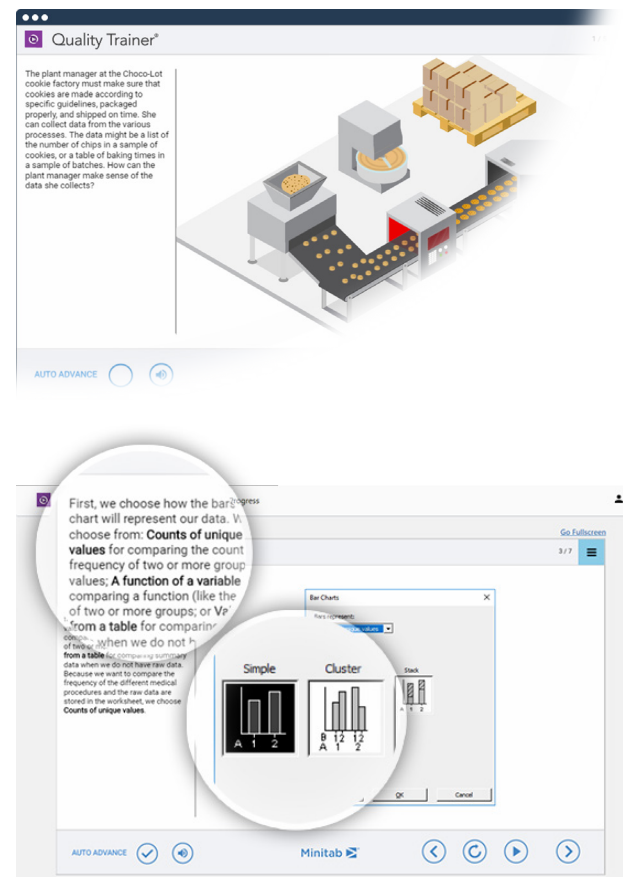
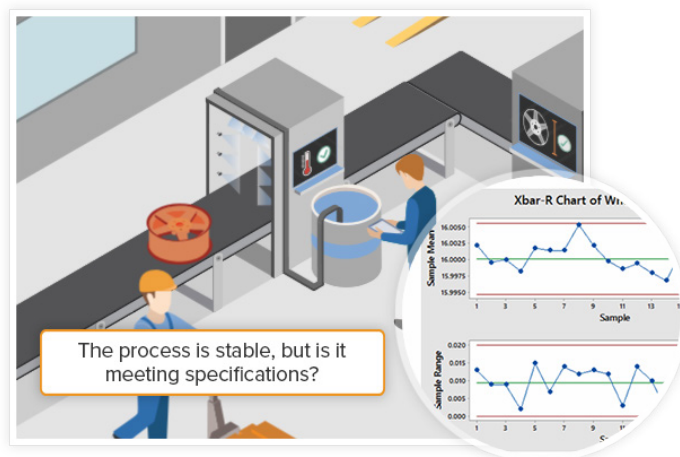
Minitab Quick Start™



Use our e-learning course **Quality Trainer*** with animated lessons, quizzes, and hands-on exercises to help you easily practice, understand and learn statistics.

 **Quality Trainer**®

*Quality Trainer is sold separately.



Ease of Use

What I really appreciate about the usability [of Minitab] is that you don't have to be an expert in stats to be able to use it and to be able to get value from it.

Quality Manager, Manufacturing Organization



Self-Help & Training

I owe a lot of credit to where I'm at today from the training I got at Minitab. From the capabilities it has given me — it just ignited the passion in me to apply statistics to manufacturing.

Quality Manager, Medical Device Organization



Visualization

Minitab made that information so clear not only through the statistical output that you get, but also through all of the graphical output that you can do and that you cannot do in some of the other software programs.

Six Sigma Master Black Belt, Top Automotive Company

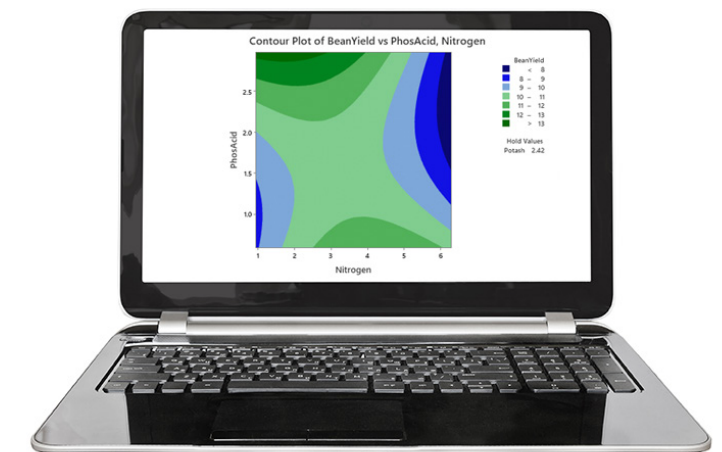


Customer Support

There's actually people on the other end of the phone that can help you get there. That's awesome.

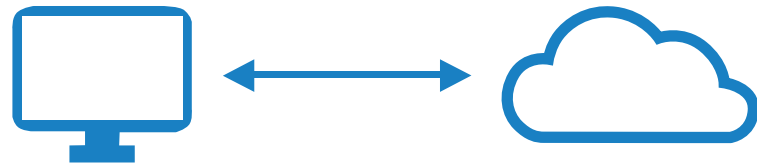
Continuous Improvement Manager, Manufacturing Organization

Take advantage of our **industry-leading technical support** for help at any time. Enhance your skills through our virtual and in-person trainings taught by Minitab experts or speak with our statistical consultants to work through your specific business challenges.



Now Access Minitab from Anywhere

Business doesn't stop, so why should your data analysis? Increase your productivity and collaboration with Minitab now accessible through both your desktop and on the cloud with our new web app.



Log in from nearly any device to complete analyses, find insights and make better decisions whether you're:



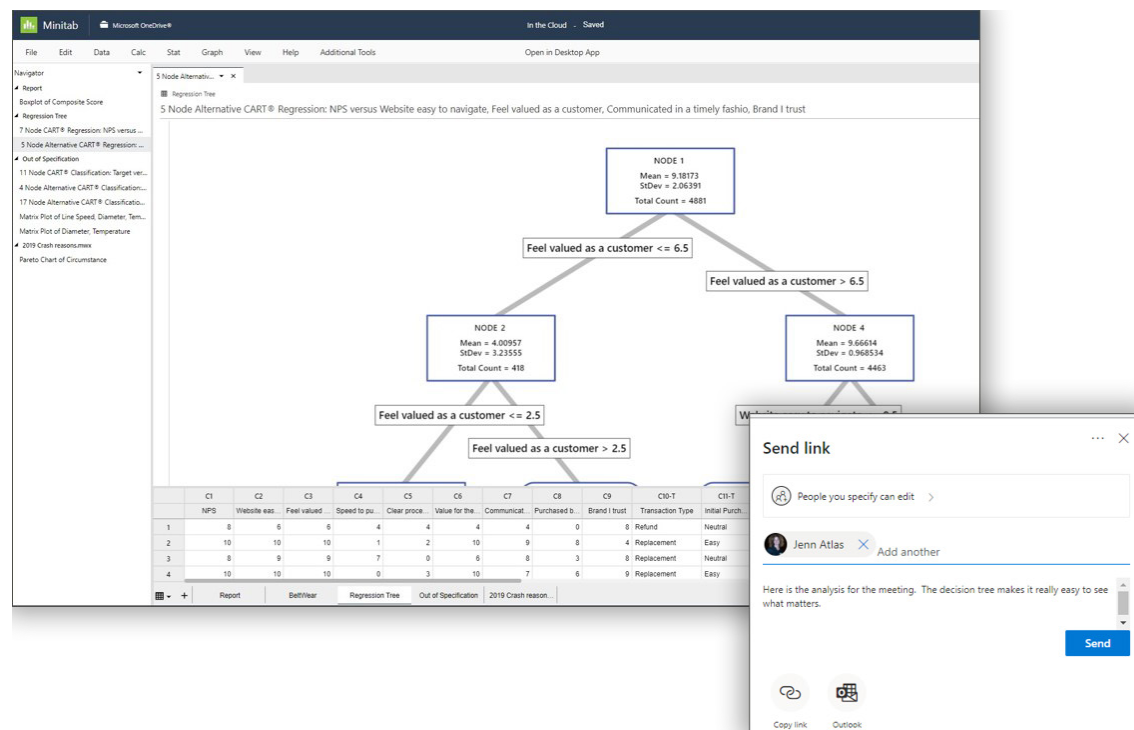
in the office



at home



halfway around the world



Achieve Your Vision of Success



Minitab Statistical Software is just one of the ways Minitab can help you not just see your data, but act on it.

Minitab has spent the past 50 years helping companies and organizations drive cost containment, enhance product and service quality and boost customer satisfaction with our comprehensive, easy-to-use, best-in-class suite of data analysis and process improvement tools.

Thousands of businesses and institutions worldwide work with Minitab because of our unique and integrated approach of solutions analytics, empowering you to make better decisions that drive business excellence.



Powerful statistical software everyone can use

Download your free 30-day trial today:

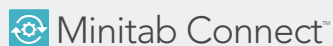
minitab.com/minitab

Data Analysis



Powerful statistical software
everyone can use

Data Transformation



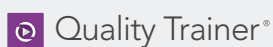
Data access, automation, and
governance for comprehensive insights

Predictive Modeling



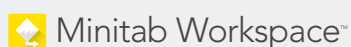
Machine learning and predictive
analytics software

Online Stat Training



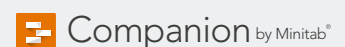
Master statistics and Minitab
anywhere with online training

Visual Business Tools



Visual tools to ensure process and
product excellence

Project Oversight



Start, execute, measure and report on
improvement projects in real time

Minitab®, Companion by Minitab® and the Minitab® logo are registered trademarks of Minitab, LLC in the United States and other countries. See minitab.com/legal/trademarks for more information.

©2020, Minitab, LLC. All Rights Reserved.