



Integrated
Consulting
Group

Your Partner in Change.

Project Management - **ONLINE**

2021

International training offer from ICG

PROJECT MANAGEMENT - TOOLS AND TECHNIQUES



In today's constantly changing business world, project managers are faced with managing larger, more complex projects with limited budgets and scarce resources. To avoid rework, delay and disruption, project managers need advanced tools and techniques to manage this rapidly changing environment. Our project management training will help you deliver smarter solutions on time and within budget. We believe successful projects can be achieved only by a combination of structured, „hard“ project tools with „soft“ project tools, ensuring the acceptance of a requested change, which arises from the project.

Training includes:

- 2-day online training
- Introduction to project management
- Risk management tools, project plan definition, project evaluation
- We deliver to participants not only project management tools, but also change management techniques
- We practice everything on real examples and case studies

You will learn to:

- Understand the principles of project management in daily practice.
- Understand the roles and responsibilities of individual participants in the project.
- Ensure a successful course of the project and maximize the project's outcome.
- Know how to apply the project management and control tools
- Schedule change activities throughout the project.
- Be able to communicate and cooperate with the team.

BASIC FRAMEWORK OF THE TRAINING

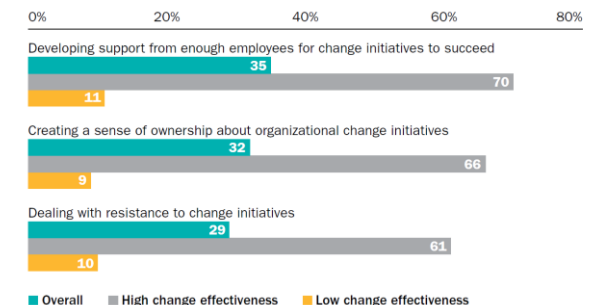


During the training, we will **introduce the techniques and tools of project management** in a very practical form. This combination will allow participants to **successfully implement project assignments in the role of project manager**, but also places great emphasis on **accepting changes in the organisation without much resistance**.

The whole training is based on practical project management exercises and individual work in smaller groups simulating work in a project team. We implement the training as a 2-day program, which we can then support by personal coaching and support after the training.

Our program includes:

- Case studies from real projects and examples of the use of project tools.
- Own project implementation - Each participant will try to prepare for the role of project manager for the selected change.
- Subsequent support of training participants - after the implementation of the training, it is possible to consult by phone or online the execution of real project and the application of specific tools.



PROJECT MANAGEMENT ONLINE – BASIC OVERVIEW




Project Management Online

- Understand project management as a professional methodology for the implementation of corporate goals
- Application from training to own projects
- Joint online workshops - situation analysis, finding solutions and ongoing review of the outcomes
- Practical exercises with the possibility to discuss the current situation and possibilities of improvement in your company
- Preparation of a real plan of selected topic directly on training
- "Hard" as well as "Soft" project management techniques



Basic structure of the training:



TRAINING AGENDA



1. MODULE

PM INTRODUCTION, PROJECT PREPARATION

Key principles of project management:

- What is a project? What are key project roles?
- When to use project management and when not
- Project triple constraint (Time, Scope, Quality)
- Project roadmap – how to drive projects and changes

Project preparation phase:

- SMART goal and project calculation of benefits
- Creating a team and determining project roles
- The role and responsibilities of the project manager
- Moderating project meetings - tips and recommendations
- Determination of project scope
- Requirements Collection and Customer Voice
- Creation of the “Project Charter”
- Communication

2. MODULE

PROJECT PLANNING, EXECUTION AND CLOSING

Project planning phase:

- Detailed Project scope planning - WBS and Network Diagram - Gantt Chart
- Resource planning - allocation of human, tech resources
- Time and effort planning - estimates of time and resource intensity
- Project Plan Finalization - Project Schedule and Budget
- Project risk analysis (FMEA)

Project implementation phase:

- Project quality management and project progress reporting - project status
- Solving implementation issues - Basics of solving project issues
- Tactics and tools to resist change from stakeholders

Project closing Phase:

- Closing the project and handing it over to the owner - Handover protocol
- Project Summary - Lessons Learned and PIR Analysis


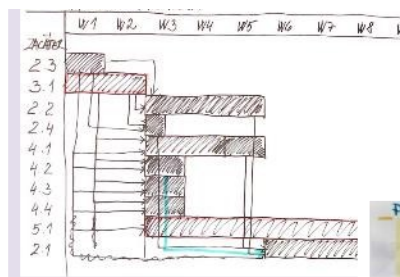

Concrete tools and techniques that will be trained during our program:

Triple constraint and SMART goals
GRPI model
IS / IS NOT analysis a 18 words
SPACER for team workshops
Project charter

WBS
Network diagram – Gantt chart
Project schedule and critical path
Project budget
Risk analysis – Project FMEA

Change Management
RICH management
Project handover protocol
Lessons learned
PIR – post implementation review

ONLINE – SAME CONTENT WITH HIGH PRACTICALITY



**Onsite
In classromm**



ONLINE TRAINING FROM ICG

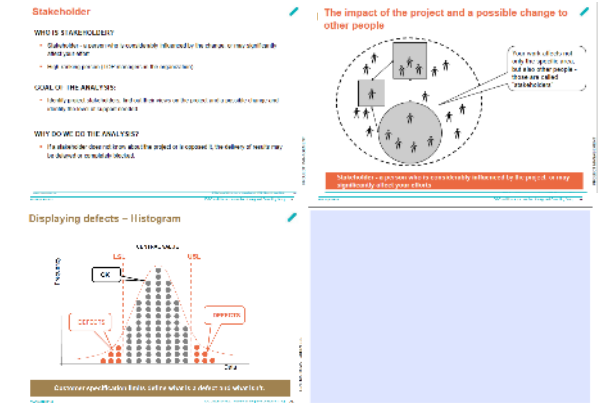
OUR APPROACHES HOW TO TRANSFER ALL INFORMATION TOWARDS CUSTOMER



We always share the screen with presentation or SW outcomes



For explanation, we use a tablet - the participant immediately has the output we drew



Electronic handouts and presentations available on our portal

odoo



The ability to share a participant's screen

Possibility to discuss with the trainer directly or via chat



The participant will receive electronic materials with the possibility of notes in electronic form (Adobe forms)

COMPARISON OF TWO TYPES TRAININGS



Focus	PROJECT MANAGEMENT „in house”	PROJECT MANAGEMENT ONLINE
Personal presentation	YES	NO
Virtual presentation “live”	NO	YES
Certification included in course	YES	YES
Tools simulation	YES	YES
Workshop – group work (Collaborative work)	YES	YES
Test questions during training	YES	YES
Templates, case studies, presentations available	YES	YES
Individual online training after the course	YES.	YES
Chance to use modern digital tools and platforms	NO	YES

VIDEO: HOW WE WORK ONLINE



We use professional TOOLS and APPs to simulate real collaborative environment


We use several project management tools and situations (case studies) which are simulated and tested during training. Participants in small groups solve real case and develop Goal, stakeholder analysis, project plan, risk analysis etc.

We split people into breakout rooms (parallel sessions) and they solve and develop own proposals in MIRO.

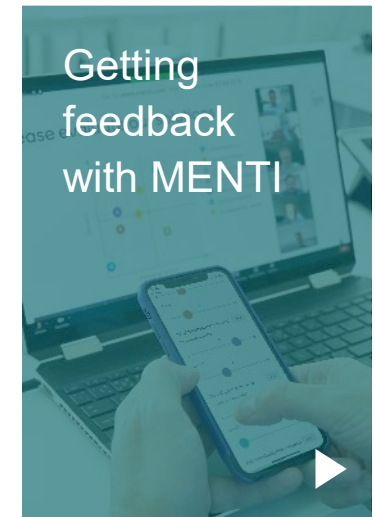
We simulate real situations and **solve them practically!**



**LOOK AT OUR
VIDEOS HOW WE
WORK!**



Click on images to watch videos.
Don't forget to turn on subtitles.





Integrated
Consulting
Group

Your Partner in Change.

Digital tools and platforms

The use of digital platforms increase the practicality
of the training

MIRO

We use heavily

Miro is an online **collaborative whiteboard** that enables distributed teams to work together as if they are in the same room.

We have developed over 20 templates for our trainings and before the training we invite participants to our Boards.

Then we create, collaborate, brainstorm, decide ..all together as one team



Great tool to get your inputs

What is your key or very specific expectation from the training?

Learn techniques for better project management.

Manage projects/processes in professional way

Gain new knowledge, proven certification

Become more efficient and productive on problem solving and bribing effectiveness

New tools for processes / analysisEffectiveness in processes

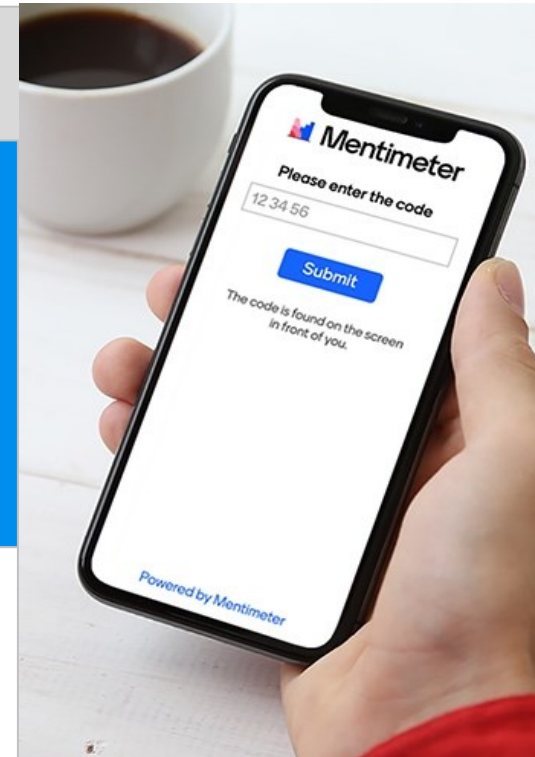
Improve technics/methodology how to revise, improve and implement our processes

Understand SixSigma more deeply. How to use my consulting work.

Integrated Consulting Group

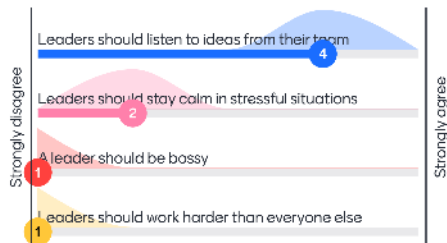


1. We start every training or workshop by several questions in Menti. It will create good working mood.
2. During training we use Menti for brainstorming, evaluation of ideas or scaling statements and for test exams.
3. At the end of training we will collect feedback and new impulses for next day.



MENTI – App to get real-time input from participants with ideas, quizzes, word clouds, Q&As and more ...

Menti platform is powerful yet easy-to-use with features that enable you to prepare, present and analyze presentations.



www.integrateaconsulting.cz

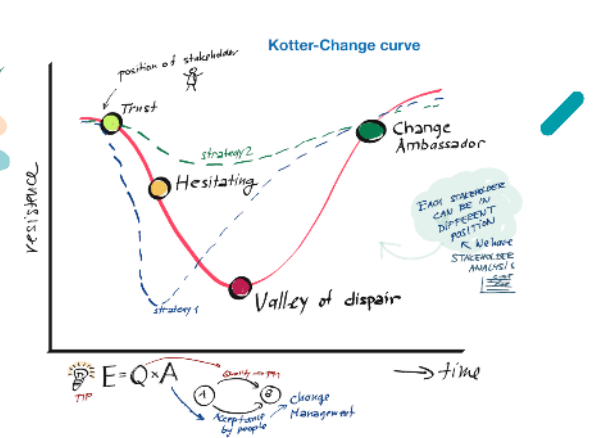
Participants operates Menti via phone – results we share with all.

Jak hodnotíte druhý den školení? (ROTI - Return Of Time Invested)



11





The use of flipcharts and whiteboards is typical for classroom training. We can't use them in the virtual world. But there's a great support device - an iPad (tablet) with a pen. We draw pictures that explain the topics exactly how we do it during workplace workouts. Benefit? We can immediately share images with participants.

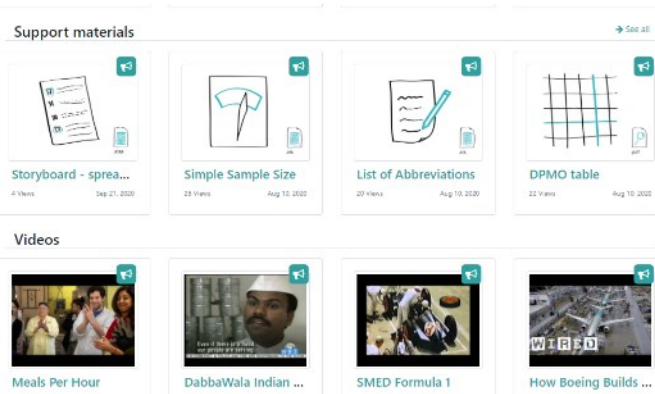
C current position **F** future position





Make an impact.

Your Partner in Change.



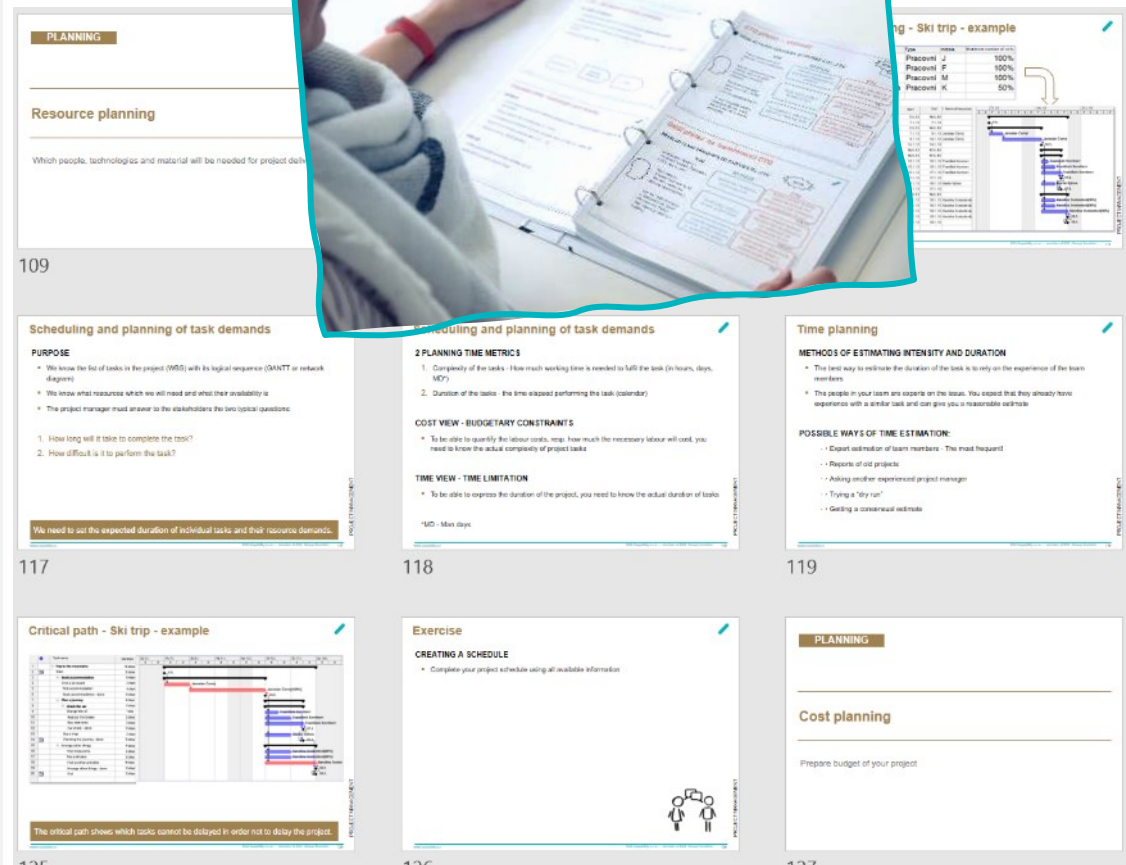

Odoo Portal

Every attendee of the training has access to our unique Portal.

Portal is an environment where we store presentations, videos, articles, supporting materials.

Training materials

- Training material with all the phases of project cycle, including practical exercises on the end of each chapter - can be viewed directly in Odoo Portal.
- Handout material with possibility to make notes right away or print.
- Documentation of all outputs from practical exercises and simulation.
- Complete case study.
- MOCK exams and tests
- Insights – statistics, benchmarks from books (tools, introduction of LSS into the organization).
- Comprehensive project templates.
- Access also after the training
- Up-to-date information - we create new version every year.





Integrated
Consulting
Group

Your Partner in Change.

Make an impact.

Your Partner in Change.



T : +420-775012859
office@integratedconsulting.cz
www.integratedconsulting.cz

Graz, Berlin, Bratislava, Brussels, Budapest, Bucharest, Helsinki, Prague, Sofia,
Vienna